

gehealthCare.com

# MAC 5

Streamline your ECG workflow.

Simple. Precise. Secure.



Cardiac care is action packed. Let's make it flow more easily. MAC 5, the latest addition to GE HealthCare's touchscreen ECG family, is designed to help streamline workflow and facilitate effective care in today's healthcare environments.



With input from thousands of users like you, we've built a system that makes your whole team more productive. Complete a high-quality exam in just a few clicks. Then send the results anywhere, quickly and securely. All with minimal training or support. Plus, you can move the compact MAC 5 wherever you need it. And clean it with ease, too.

We mean it when we say MAC 5 is

**Simple. Precise. Secure.**



# Simple.

ECG in up to 31% fewer steps<sup>1</sup>  
85% of users agree that  
they need minimal training<sup>2</sup>

Everything about the MAC 5 experience is designed to keep you moving forward and keep the focus on patient care.

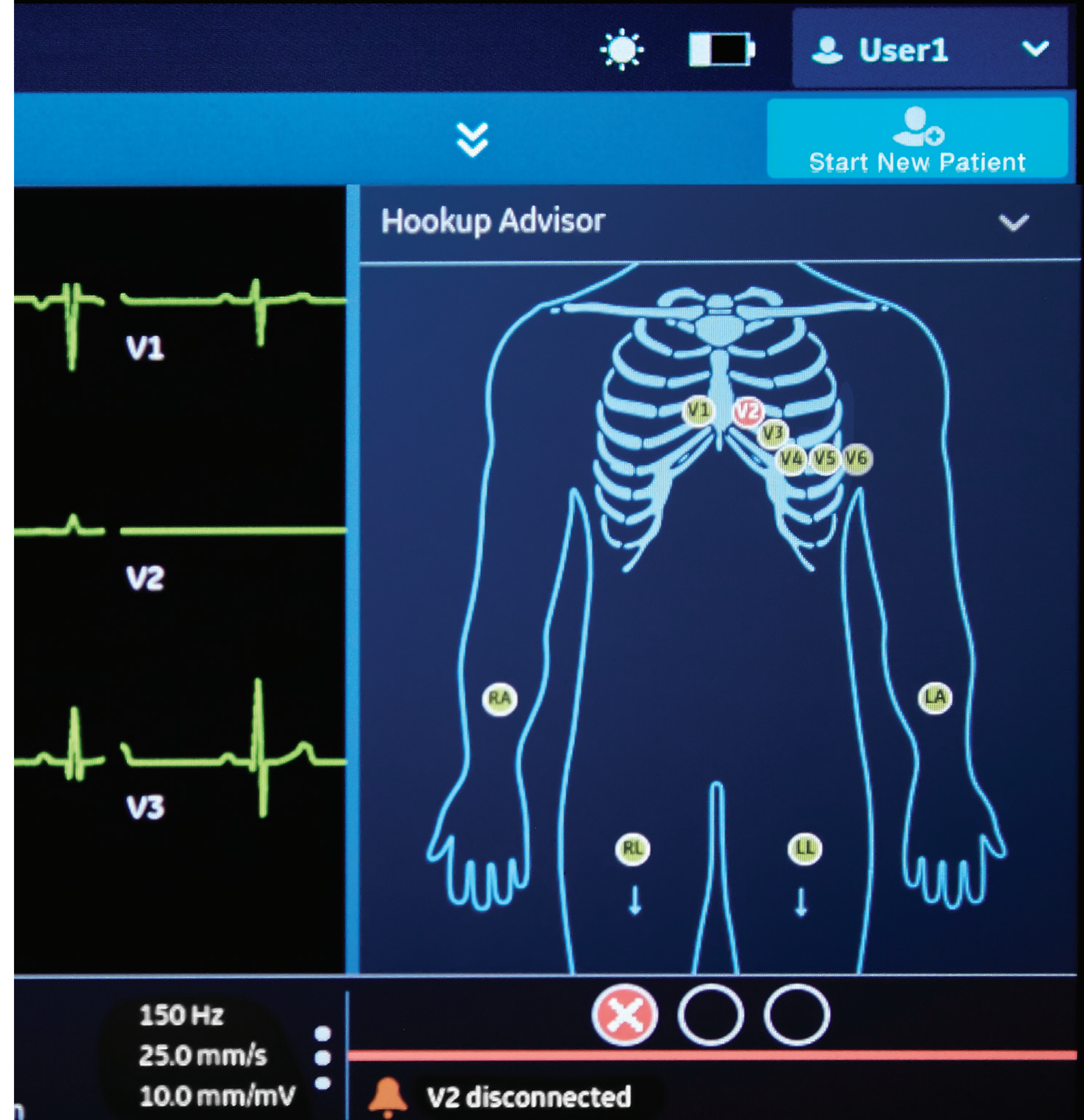
Quickly acquire a quality ECG.

MAC 5 empowers every ECG professional to accelerate the care process.



- **Enhanced Hookup Advisor™** – Even the newest user can be guided to a clean, high-quality waveform in seconds.

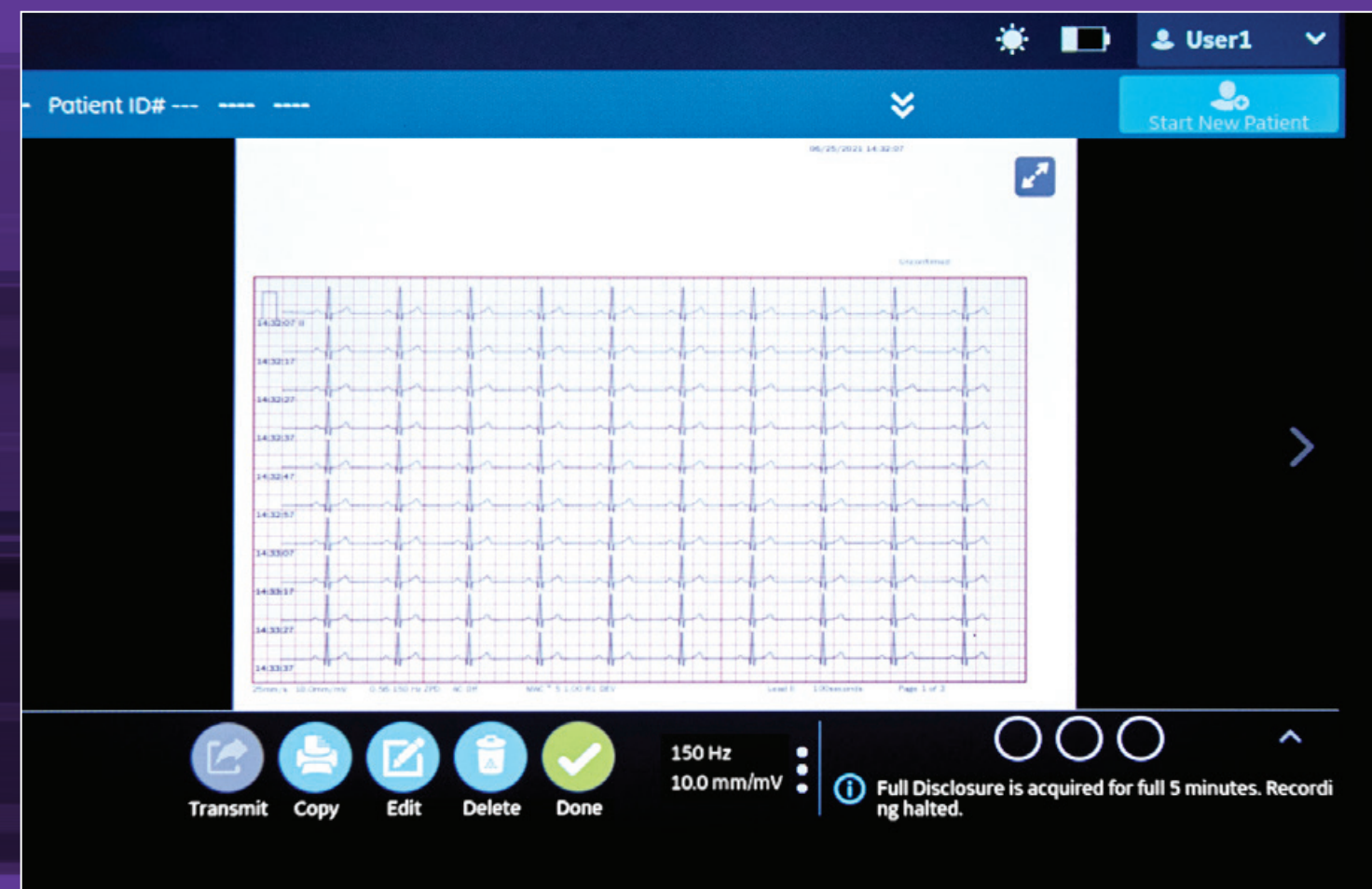
- **8.9 inch touchscreen** – We've refined this intuitive platform for ease of use based on thousands of hours of customer testing.



# Simple.

Send the results anywhere online, quickly and securely.

MAC 5 supports efficient care and saves your IT team time by connecting easily with existing data systems.



## ■ Built-in PDF/XML export support<sup>3</sup>

– In just a few clicks, send data in your preferred format to a shared folder or SFTP destination of your choice.

## ■ Bidirectional HL7 and DICOM communication<sup>4</sup>

– Connect to your systems with confidence via our MUSE™ cardiology information system or your EMR/DICOM gateway.



# Simple.

Accommodate your workflow with ease.

MAC 5 drives productivity, helping you and your team quickly handle all your essential ECG tasks.

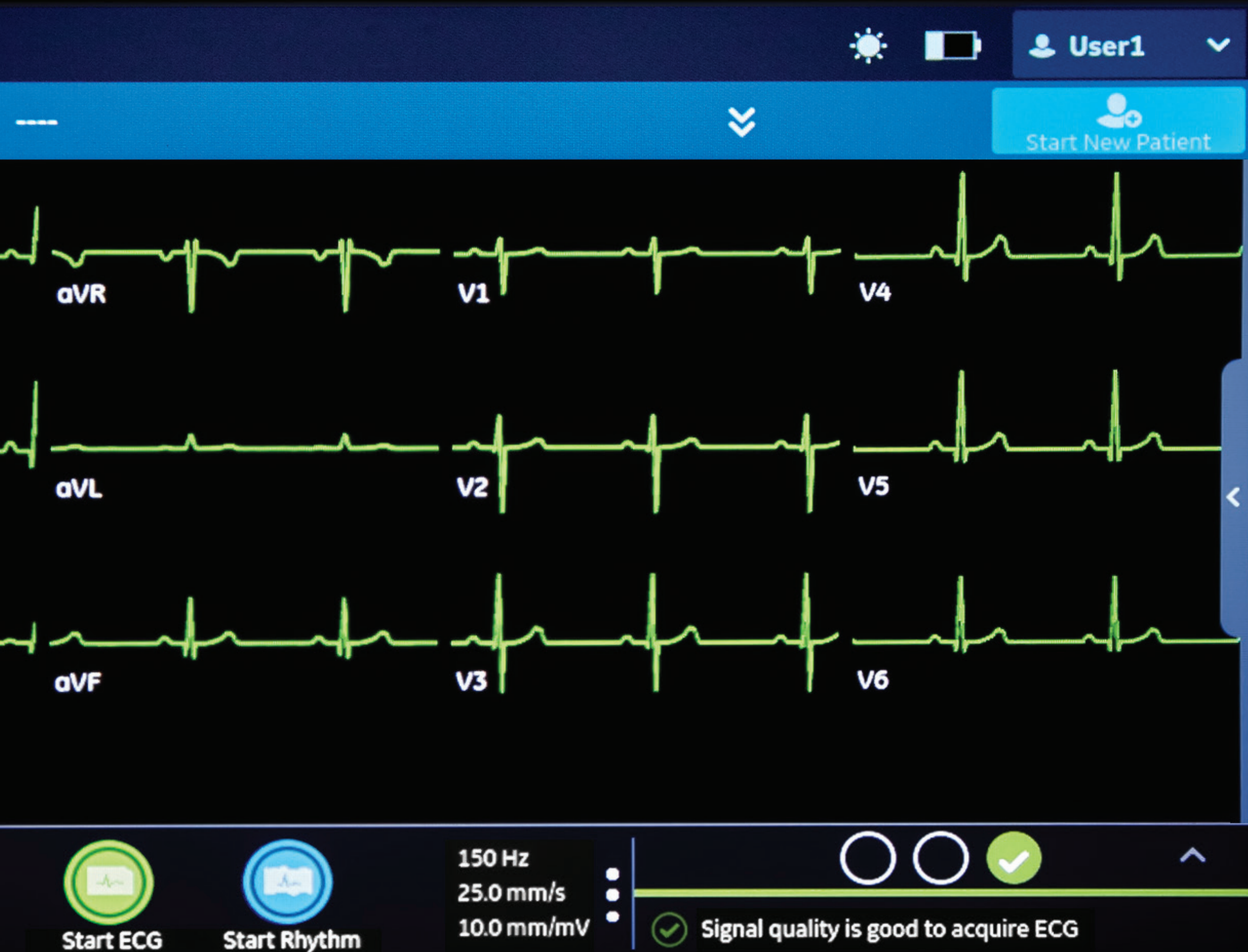


- **Easy-clean design** – Wipe down the smooth-surfaced screen in seconds to meet your infection control standards.

- **Optimal mobility** – MAC 5's convenient carry handle and compact design make it easy to move around your facility and between locations.



- **Choice of configuration with or without a printer<sup>5</sup>** – The MAC 5 works the way you work.



# Precise.

Quickly acquire accurate ECGs.

ECG professionals of any skill level can acquire accurate, detailed clinical data to support effective patient care, thanks to MAC 5's proven acquisition architecture and tools.

- **Auto-ECG<sup>3</sup> algorithm** – Immediately capture and display the first clean, high-quality ECG.
- **Smart Lead technology** – Automatically detect when a lead has become disconnected.



# Precise.

Help make critical diagnoses  
with speed and confidence.

Enable accurate interpretations aligned with current guidelines, using GE HealthCare's Marquette™ 12SL algorithm, an industry standard that has been continuously improved since 1980.

- **Over 200 scientific references** – Marquette 12SL has been validated extensively against clinically-correlated databases for accuracy.<sup>7</sup>
- **Gender- and pediatric-specific interpretations** – 12SL has been shown to provide a 25% relative improvement in detection of Acute Inferior MI in women under 60 years of age.<sup>8</sup>



# Precise.

Provides exceptional clinically validated decision support.

MAC 5 facilitates prompt delivery of accurate data for complex cases.

- **Full disclosure** – Accelerate reading and review with a condensed full-disclosure rhythm report capable of reducing 30 pages to three.<sup>3</sup>
- **Advanced algorithms** – Handle more complex patient cases through access to algorithms such as Critical Values and Acute Coronary Syndrome Analysis.



# Secure.

Seamlessly connected.  
Continuously protected.


Gain peace of mind about patient privacy and data protection with GE HealthCare's ECG security architecture. Security is at the heart of every solution we develop.

■ **Minimize vulnerabilities –**

Providing only the hardware and software needed for optimal ECG workflow, MAC 5 reduces risks by eliminating pathways for breaches or attacks.

■ **Control access –**

Role-based LDAP user authentication, patient data encryption and secure network connections help ensure MAC 5 interacts only with trusted people and systems.

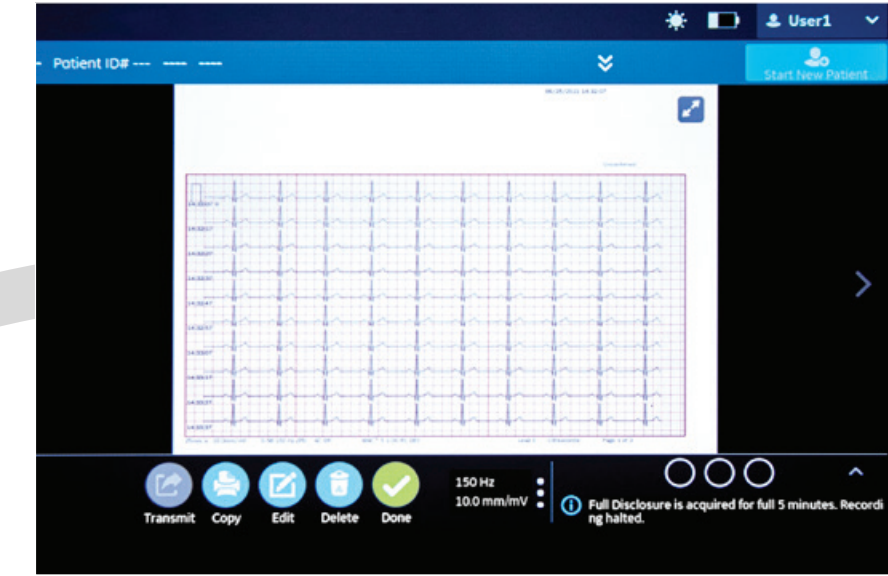


# Secure.

We take a holistic approach to safeguarding data.

Because today's hospital is increasingly interconnected, and threats continue to evolve, we're always working together – across our company, across the healthcare industry and across the cybersecurity field.

- **Mind the unique challenges of medical devices –**  
We employ a team of experts specialized in medical device cybersecurity.
- **Stay on top of emerging threats –**  
The GE HealthCare cybersecurity team is constantly monitoring for threats and developing security enhancements for our customers.





Simple.  
Precise.  
Secure.

MAC 5 keeps you moving forward  
in cardiac care.

Even when confronting high patient volumes  
and complex cases, your team now has the power  
to care for more patients, more efficiently and  
effectively than ever.

**See for yourself.**

Contact your GE HealthCare representative  
for a demonstration today.

GE HealthCare is a leading global medical technology, pharmaceutical diagnostics, and digital solutions innovator dedicated to providing integrated solutions to make hospitals more efficient, clinicians more effective, therapies more precise, and patients healthier. Learn more at [www.gehealthcare.com](http://www.gehealthcare.com).



Point your camera at the QR code. Tap the banner that appears on your screen.



Point your camera at the QR code. Tap the banner that appears on your screen.



Point your camera at the QR code. Tap the banner that appears on your screen.

Our augmented reality experience allows you to explore key features and see how easily MAC ECG products can fit into your existing office or hospital environment

<sup>1</sup> In an observational study comparing the usability of various ECG systems, when participants used GE's new resting ECG interface, they were able to complete the same set of ECG tasks in 31% less steps.

<sup>2</sup> Double-blind study by an independent third party research firm, Healthcare Research & Analytics (HRA) at Smith Research Facility, Chicago.

<sup>3</sup> Optional feature, not available in all regions.

<sup>4</sup> May require a gateway.

<sup>5</sup> Configuration availability depends on region.

<sup>7</sup> For more details please refer to the GE 12SL statement of validation and accuracy

<sup>8</sup> Xue, J. et al. "A New Method to Incorporate Age and Gender into the Criteria for the Detection of Acute Inferior Myocardial Infarction." J Electrocardiol. 34(4) (Part 2) (Oct 2001):229-234

Not all products or features are available in all markets.

GE HealthCare reserves the right to make changes in specifications and features shown herein, or discontinue the product described at any time without notice or obligation. Contact your GE HealthCare representative for the most current information and availability. Please visit [www.gehealthcare.com](http://www.gehealthcare.com). Data subject to change.

©2023 General Electric Company – All rights reserved.

GE, the GE Monogram, 12SL, Hookup Advisor, MAC and MUSE, are trademarks of General Electric Company. GE is a trademark of General Electric Company used under trademark license.

JB16822XX